




FOCAL POINT

<http://assabetvalleycc.com> - The club meets on the first and third Wednesdays of each month except July and August. Meetings are hybrid - in person at the Hudson Senior Center, 29 Church St., Hudson and on Zoom. Meetings begin at 7:00 PM with a 15 minute social time and at 7:15 a brief business meeting. Programs start at 7:30 PM. Email us at avcc.digital@hotmail.com for more information or if you wish to attend as a guest.



Hide and Seek - Linda DeStafano Brown

*"Beauty perishes in life, but is immortal in art."
- Leonardo da Vinci*

In this Issue:

Note From Our President	p 2
Note from the Editors	p 3
<u>Program Info</u>	p 4
<u>Competition Info</u>	p 8
<u>Member Snapshot</u>	p 9
Members' Lens	
<u>Zooming Out</u>	p 13
<u>Zooming In</u>	p 15
<u>Tips - Architecture</u>	p 18
The Bigger Picture	
<u>Workshops & Programs</u>	p 21
<u>Photography Exhibits</u>	p 23
<u>Photography Contests</u>	p 23
<u>AVCC Organization</u>	p 25

Note from Our President

Greetings,

I would personally like to thank all members and guests that attended the October 25th Remembering Elliot tribute and program by Essdras Suarez! It was a truly touching tribute to a quiet, witty, hardworking, dedicated club member, friend, and president.

A special thank you goes out to Pam Meoli who spearheaded the tribute, to Linda Shelales who organized the snacks and beverages, to John "Spike" Gill for putting the slide presentation together, opening up, and setting the room up, and to the members that brought goodies and drinks to the in-person meeting.

A reminder to members: when choosing an image for competition please check that it is one you have not submitted previously and which placed 1st, 2nd, or 3rd in an AVCC competition. Review the Rules page under the Competition tab on the AVCC Visual Pursuits web page for details.

I am very proud of all of you amazing members of our little club! To quote Henry Ford: "Coming together is a beginning. Keeping together is progress. Working together is success."

Have a great week and see you Wednesday (I'll be on Zoom).

John Mauro

Here are links to Essdras' web and social media sites, which he asked me to share:

Website: <https://essdrasmsuarez.photoshelter.com/index>

Workshops: <https://emsphotoadventures.com/>

Facebook: <https://www.facebook.com/EMSPhotoadventures>

Instagram: https://www.instagram.com/ems_photo_adventures/

X (formerly known as Twitter): <https://twitter.com/essdrasmsuarez>

"It is the harmony of the diverse parts, their symmetry, their happy balance; in a word it is all that introduces order, all that gives unity, that permits us to see clearly and to comprehend at once both the ensemble and the details." - Henri Poincare

Note from the Editors

It is October 29th. In the last 3 weeks we have seen terrible violence unleashed anew, both in the Middle East and in Lewiston, ME - virtually our own back yard. Has the emotional overlay of these dark events had any effect on your photography? In this month's interview with John Mauro he shares that photography helps him get away from life's stresses. This is probably true for all of us. But can photography also be a medium we can use to express what we perhaps cannot put into words? In those moments, is our photography then not an escape but rather a leaning into, a digging deeper, an exploration of deep feelings and thoughts that defy language? A means of not only self-expression but also self-revelation? Do we find ourselves attracted to different things in different moods? Feel free to send us your reflections on this.

November's competition category is Architectural Details and you will find plenty of information in the Tips section on shooting these details. The Editors have been having a lot of discussion amongst ourselves while sending images back and forth to each other – kind of like study-buddies. Hopefully other members have “study buddies” too. So helpful!

We want to say a formal “Thank You” to the Mednick family for their contribution that allowed us to have Essdras Suarez give a presentation on Street Photography for Elliot's memorial evening on October 25th. Remember, you can find the recording of it on the AVCC website. It will be up there until Nov 25th.

As a reminder, the category for January is “In the Woods” and now might be a great time to get out and get some remaining leaves on the paths, or floating in the brooks, or dangling from a branch. Or try your hand at “In Camera Motion” after Silvana Della Camera's presentation on Nov. 1st. Consider grabbing a club member and exploring together.

See you at the meeting!

© Lynn Kerner

The true secret of happiness lies in taking a genuine interest in all the details of daily life.
- William Morris



Stone Church in Autumn at Sunset - Darlene Holman

November Program

AVCC is pleased to present “ICM - More than just Pretty” presented by Silvana Della Camera on Wednesday, November 1, 2023 at 7:30 PM. The meeting is a hybrid format; in person at the the Hudson Senior Center, 29 Church St., Hudson (please arrive no later than 7:15), or remote on Zoom. The presentation will be on Zoom and broadcast on a large screen at the Senior Center. The Zoom meeting room opens at 7:00 with a 15 minute social time followed by AVCC business at 7:15. Nonmembers interested in attending as guests should email avcc.digital@hotmail.com .

Silvana Della Camera

Past President of the Stony Brook Camera Club, Silvana Della Camera is the recipient of many photography awards and her images have appeared in Yankee Magazine, the Boston Globe, Lighthouse Digest, and were featured in Nikon’s 100th birthday celebration.

Silvana has presented and judged at camera club councils, camera clubs, and art associations throughout the US. She helps others expand their own photographic vision through her photography workshops, photo walks, photo tours, private instruction, and club presentations on various photography topics including infrared, Milky Way, black and white, nightscapes, deep space photography, and time-lapse.

She challenges photographers to consider that there is much more in a scene than what is visible to the human eye and to tap into the power of their cameras to discover it.




Image Courtesy of Silvan Della Camera

Continued on next page

Images Courtesy of Silvana Della Camera

"ICM – More than just Pretty"




Photographs created with intentional camera movements (ICM) convey mystery to the viewer. It lets them use their imagination to fill in the blanks & inspire a lingering gaze. When we think of this style of photography, the art of painting comes to mind. Using ICM takes the mundane out of a scene. In this presentation, you will learn techniques for the transmogrification of a scene and the impact ICM has on you, the photographer. Learn how breaking the rules can make you a more imaginative photographer.



Continued on next page

November Program - Silvana Della Camera - continued from page 5

Images Courtesy of Silvana Della Camera:





Reid State 1 - Richard Tranfaglia

Looking Ahead - AVCC 2023-2024 Program Schedule

Date	Program	Presentor
9/6/23	"What I did this Summer" Member Slideshows	AVCC Members
10/4/23	"Architecture Abstracts"	Angie McGonagle
10/25/23	<i>*Special Program in Honor of Elliot Mednick</i>	Essdras Suarez
11/1/23	"ICM - More than just Pretty"	Silvana Della Camera
12/6/23	Photographing Trees and Forests	Paul Nguyễn
1/3/24	TBD	
2/7/24	TBD	
3/6/24	"A Murmur in the Trees"	Suzanne Revy
4/3/24	TBD	
5/1/24	"How I got that Image" Member Presentations	AVCC Members
6/5/24	Image of the Year Awards	

"Architecture is the learned game, correct and magnificent, of forms assembled in the light."
— Le Corbusier

Competitions 2023-2024

Monthly Competitions:

The club holds monthly image competitions including three categories: print, digital and open. The images are judged by a panel of three judges using a scale of 3.0-10. The final score for an image is the total of the three scores. See the [AVCC webpage](#) for more information about the rules and procedures for monthly competitions as well as the PSA and NECCC competitions. Pay particular attention to the PSA definitions for [“Nature”](#), [Monochrome](#), and [Travel](#) submissions.

Schedule of Monthly Competition Category Topics & Submission Dates

Month	Print (Details TBD)	Digital	Open	Digital and Open Submission Date
September		Monochrome	Open	9/13/2023
October	Tools	Nature	Open	10/11/2023
November		Architectural Detail	Open	11/8/2023
December	Still Life	Nature	Open	12/13/2023
January		In the Woods	Open	1/10/2024
February	Entryways	Nature	Open	2/14/2024
March		Creative (In or out of camera)	Open	3/13/2024
April		Nature	Open	4/10/2024
May		Things that Fly or are Airborne (in honor of Elliot)	Open	5/8/2024

PSA and NECCC

Image selections to the PSA & NECCC Interclub Competitions are made by the representatives to each organization. Individual entries can also be made. Our PSA representative is Todd Mathieson; our NECCC representative is Robyn Saur..

NECCC has moved to have individual print competitions rather than interclub print competitions at this time. The NECCC Individual Print Competition will be hosted at the Greater Lynn Photographic Association (GLPA). The categories are B&W (mono) and Color. Competitions will be held on Nov. 4, 2023 and April 6, 2024. More details can be found here: <https://greaterlynnphoto.org/NECCC>.

FYI: PSA Nature Guidelines for Borders: any border added (to a Nature image) must be a single border of, gray, or white, no greater than 3-5 pixels in width.

Member Snapshot

John “Pudge” Mauro

John was born into a Southborough family that has been deeply embedded in the community for generations. His father’s family came to Southborough in the 1800s. His grandfather owned a 15-acre farm near Southborough Center, and his two great-aunts ran a farm and Mauro’s Roadside Farmstand on Route 9 for generations. John’s Uncle Cal was the highway department foreman and a call firefighter, while his Uncle Willie owned Mauro’s Market. His father was the Head of Grounds at St. Mark’s School, and a call firefighter. His mom was the DPW secretary. His cousin Steven currently owns Mauro’s Café on Main St. Counting John and his brother Joe, there were 7 family members in the fire department.

John started as a call firefighter at age 15, and later became the first in his family to become a full-time firefighter in Southboro. His younger brother also worked as a full-time firefighter. John worked his way up through the ranks and became Chief, as did his brother after him.

The skills and knowledge of firefighting are a passion for John. He says his career provided a challenge for him, and an opportunity to use his natural mechanical aptitude and his drive to understand how things work. Along the way he bolstered his aptitudes and skills with formal education in electronics and fire science. He liked the challenge of having to know building construction, the application of building codes, and the fabrication, repair, and re-building of tools and equipment. Over the course of his career, he contributed to building the former fire station and to re-building two fire trucks. John taught Fire Prevention programs at the Fire Academy for six years.



Image Courtesy of John Mauro

Continued on next page

Member Snapshot - John Mauro - continued from page 9

John has a number of interests outside firefighting and the photography we know him for (more on that later). One is the “mud run” with a group called Rugged Maniac. A mud run is “an annual obstacle course race, which is hosted in multiple cities across the United States and Canada.” (Wikipedia https://en.wikipedia.org/wiki/Rugged_Maniac), the latest of which was in VA in October. John prepares for this 5K, 25-station up-and-over obstacle course in the mud by working out in the pre-dawn hours 6 days a week. He has done 14 mud runs in 8 years.



Image Courtesy of John Mauro

Another interest is weather, particularly severe weather. He would someday like to chase storms in the southern plains even though, he complains, there are way too many people chasing storms since the popular reality TV show, “Storm Chasers.”

Having grown up right near the tracks in Southboro, John developed a lifelong interest in trains. Though many people find that trains seem to have a sense of romance and adventure, John wanted to know how they work and spent many hours researching and studying them. He even worked for CSX as a conductor for a while.

John currently works part time as an Estimator for the Sunshine Sign Company in Grafton. As he says this, he starts to explain gold-leaf lettering in signage, how the trade used to be more artistic, and details about this. It becomes clear that whatever John gets into, he dives deeply into it.



Image Courtesy of John Mauro

Continued on next page

Member Snapshot - John Mauro - continued from page 10

John's creative and artistic side can be seen in his photography. John started out with a Pentax K1000 camera in his 20s. He upgraded within the Pentax line over the years, recently purchasing a Pentax K-1 Mark II. People kept telling him about the camera club, and he finally came to the club in 2019 through Pam Meoli, who he knows from Northboro. He never took formal courses in photography, but did go on a Boston Seaport tour with Hunt's last year and says he learns a lot from the presentations and critiques at competition. He would love to go on a group trip for photography like the ones fellow camera club member Sue Abrahamsen goes on.

Some of the things that attract John to photography are getting out into nature and the way it can take your mind off life's stressors. In particular, John shares how it really helped him when he was going through the ups and downs of his son's struggles with Substance Use Disorder. By having to explore the environment, try new things for competitions, carefully search for and observe interesting subjects, compose the shot and do it technically well, one's heart and mind are invited into a different space. In that way, photography can be life-giving. John gives a shout-out to his wife, Ellen and their two children, Victoria and Mark, for their support and encouragement of him in his photography journey.

And with all that said, there might be one burning question left: "where does the nickname 'Pudge' come from?" According to John, "I have had it since I was about 3 days old. It has to do with my nose. Both sides of my family are Italian. Before I was born one of my dad's uncles said that I would have the biggest Italian nose imaginable, but I was born with a pudgy nose instead. My dad nick-named me Pudge, and it has stuck all these years."

© Lynn Kerner



Image Courtesy of John Mauro

Continued on next page

Member Snapshot - John Mauro - continued from page 11

All Images Courtesy and Property of John Mauro



Holiday Season at the Old Stone Church



Members' Lens



Zooming Out - Members and AVCC in the greater photographic community - member exhibits, competitions, meetups, field trip opportunities, workshops, etc.

Zooming In - A Reflection, Musing, or Experience (travel, how I got that great shot, my favorite photo or place to shoot for example) shared by a member

Tips and Tricks - Members' shared suggestions for the Monthly Theme

The Bigger Picture - Happenings in the World of Photography

Many thanks to the following members for their contributions to this month's Newsletter: Cathy Robotis, Lynn Kerner, Mary Coombs, Doris Monteiro, Pam Meoli, John Mauro, John Gill, Sue Abrahamsen

Zooming Out

On the Wall at Cafe 641

This month Cafe 641 will feature the work of Pam Meoli. Pam's exhibit is called "Exploring Surfaces" and will include examples of several different mounting surfaces. See the next page for Pam's description of the exhibit.

A meet and greet is scheduled for Sunday, Nov. 5 - 1-3:00 pm.

"Capturing the light reflected off things is different than being captured by them." – John Paul Caponigro



Image Courtesy of Pam Meoli

Continued on next page

Zooming Out - continued from page 13

On the Wall at Cafe 641 - Pam Meoli

There are many options these days for what we can do with our images, not just keep them in our cameras or laptops. Come visit "Exploring Surfaces" and see for yourself. I have examples of acrylic, metal, canvas (framed and unframed) and wood - and although I don't have an example I recently was contacted by a friend to get permission to use an image for a tattoo (a feather)!

Each surface offers a different effect - for instance, I love printing on canvas - that is the most cost effective and allows me to change my artwork with the seasons. Some clients like the contemporary look of unframed but I prefer to frame mine - to me it turns them into almost a painting.

Acrylic makes colors pop.

Glass has its own sheen.

Metal is lightweight and easy to ship and provides a crisp, clear image.

Wood is a more muted, subtle look. Perfect for rustic decor - you can see the grain of the wood.

So come check it out for yourself and see what you prefer.



Exhibiting for the month of November at Cafe 641 - 45 Main St., Hudson.

Images Courtesy of Pam Meoli



Liz Krouse

Reminder - Liz's image, "Blue Dasher Dragonfly" was selected for inclusion in the Small Stones Festival of the Arts exhibition in December at the Grafton Public Library, Friday, December 8 - December 17. For more information click here: [Small Stones Festival](#) .

Special Program in Remembrance of Elliot Mednick

On Wednesday, October 25, club members gathered at the Hudson Senior Center and on Zoom for a special program in remembrance of Elliot Mednick. The event was organized by Pam Meoli and featured a presentation by Essdras Suarez, renowned Pulitzer Prize winning street photographer. Elliot was a big fan of Essdras after he presented a program at a club meeting two or three years ago. Elliot took advantage of Essdras's offer to consult with a club member about their photographic images and processes and felt Essdras really helped him improve his work. The Mednick family generously donated a gift to the club in memory of Elliot that allowed us to invite Essdras back for this special night. It was a wonderful presentation. Essdras recalled meeting with Elliot and Elliot's passion and commitment to improving his process and images.



Image by Pam Meoli

Following Essdras's presentation, John Gill shared a slideshow that he and Jane Parker prepared of Elliot's life in pictures and Elliot's competition photos through the years set to the music of Emerson, Lake, and Palmer (an Elliot favorite from his concert photography days). Members shared memories of Elliot and his enthusiastic spirit. We enjoyed a cake made especially with Elliot's love of planes and the moon in mind, thanks to Linda Shelales.

Elliot's family attended the meeting on Zoom and a letter from Jo, Elliot's wife, to John Gill follows:

Hi John,

What a wonderful night and tribute for Elliot! We thoroughly enjoyed it! You were right, Essdras is a very compelling speaker and very interesting to listen to. Elliot would have loved it and loved that I learned more about the photography world too!

I didn't want to wait to speak at the end because it's difficult for me to see photos of Elliot. I haven't been able to put any pics of him up, though, my condo is filled with his photos all over my walls :-)

Thank you so much again and to anyone at the club that made last night possible.

Best,

Jo

Continued on next page




Image by John Gill



Linda Shelales - Sue Abrahamsen



747 on final approach - Elliot Mednick

*"Photography is my passion."
-Elliot Mednick*

"Often he passes a corner saying to himself, "There is a picture here" and if he cannot find it he considers himself the insensitive one. He can look day after day and one day the picture is visible! Nothing has changed except himself although to be fair, sometimes he had to wait till the light performed the magic." - Minor White

Continued on next page

Zooming In - continued from page 16

Some of the prize winning photos from the Nature and Open competitions on October 11th:



Love Bugs - Sue Abrahamsen



Three Bear Cubs, Alaska - Darlene Holman



Surfing the Tunnel - Doris Monteiro



Autumn Leaf - Rick Beauchamp

Todd Mathieson

(A repeat plug!) As a PSA member, you can use a PSA service when you travel and ask a local about some good spots to go. I don't know if it will apply to the club, it might just be individual members...so it would be a good idea to join PSA!

Tips and Tricks - November's Theme: Architecture and Architectural Detail Photography

Tips for Architecture and Architectural Detail Photography

Classical, Gothic, Baroque, Islamic, Italianate, Industrial, Art Deco, Postmodern, and Deconstructive are among the many categories that fall under the umbrella of Architectural styles. Some we are very familiar with; others, maybe less so. From the classical ruins of ancient civilizations to the sleek buildings that tower over our modern cities, Architecture tells the tale of Society. Our cultural values, aesthetic sense, and progress over generations are reflected through the work of those architects who have shaped the places where we live, work, and come together. Just as we learn about the past from structures that have withstood the test of time, future generations will learn about us from the contributions made to the world skyline during our era. Architecture photography, also known as building or structure photography, may include photos of existing buildings and structures (interior and exterior), cityscapes, bridges, fountains, towers, windmills, monuments, and statues. *Architectural detail photography*, on the other hand, focuses more on *details*, such as ornate windows, columns, pedestals, door frames, door handles, balustrades, decorative cornices, light fixtures, and gates. Architectural detail shots are often based on *strong compositions*, and they may be abstract images focusing on strong lines and patterns. Whether you are interested in photographing architecture in general or architectural details in particular (for our upcoming November competition), here are some tips to help you as you prepare to capture your next great architectural shot. For competition images, as always, please consult the established PSA and/or NECCC guidelines.



Symmetry - Dawn Law

Tips for Photographing Architecture and Architectural Details

- Do your research: If you are interested in a particular building or structure, learn about the architect and the history of your subject.
- As you prepare your equipment, remember to pack your tripod.
- You may want to pack a few helpful camera lenses (if you have them on hand). A tilt shift lens will correct perspective, keeping consecutive lines straight with minimal distortion. A wide-angle lens will allow you to capture a larger section of the exterior. A fish-eye lens will add distortion to interior shots. Prime lenses will increase sharpness. Telephoto or macro lenses will allow you to focus on intricate details (from further away or up close).

Continued on next page

Tips for Architecture and Architectural Detail Photography - continued from page 18

- Certain filters may also be helpful. If working with filters, you should take multiple shots with and without them. A circular polarizing lens will reduce glare and unwanted reflections, and a neutral density filter will help with bright scenes.
- When you arrive at your destination, pay attention to your first impression. What did you notice first? Let your eyes guide you as you visually explore the scene. What catches your eye? Do you want to focus on the exterior? Or the interior?
- Look for structures that provide contrast. Look for dynamic shapes. Look for unique angles. Examine your subject from different vantage points, and explore the details as much as the whole. Look for repeating design elements or unusual symbols.
- If you are interested in photographing older architecture, you are going to want to focus on the natural beauty and elegance. You will probably want to shoot straight forward, with a simple composition. You may want to include some surrounding scenery to give context.
- If you are more interested in modern architecture, you may want to experiment with abstract styles and shapes.
- Lighting is very important when photographing architecture and architectural elements. Soft light will emphasize detail. Pay attention to the weather and the time of day. Overcast days will provide soft light that looks great with architectural elements. Early morning and late afternoon sunlight may offer compelling shadows.
- Side to front lighting produces the best architecture photos by illuminating the structure and casting interesting shadows. You can use shadows to create depth. Side lighting emphasizes textures and shapes. Backlighting is the worst lighting when it comes to architecture because it creates uniform, dark surfaces. The best way to deal with backlighting is to crop out the sky and use a longer exposure to rescue some detail or photograph the building as a silhouette.
- Look for reflections. They may provide added interest.



West Point Lighthouse PEI - Mary Strachen

Continued on next page


Tips for Architecture and Architectural Detail Photography - continued from page 19

- Look for intriguing vantage points. For example, many landmarks are typically captured at ground level by the masses. If you take a photo of that landmark from an elevated position, you may be able to offer a new and unique perspective.
- Provide a sense of scale when appropriate. You may find adding a human element helpful in achieving this.
- Distortion in perspective is a common problem with photographing buildings and structures. You will want to keep your vertical lines at 90 degrees, which may be a challenge. As noted previously, a tilt shift lens may help you achieve this. If you don't have access to a tilt shift lens, you may find that photographing from further away using a longer lens helps reduce distortion. Another tip for avoiding distortion in perspective is to stand on something that's about halfway up the height of what you are photographing. Of course, this may not work in the case of larger buildings or structures. You can also correct problems with distortion in perspective in post-processing.
- Consider B&W for your architectural photos. Sepia may also work well, especially with older buildings and structures.

Sources: Masterclass.com, cherrydeck.com, photographymad.com, focuspicfair.com, digital-photography-school.com, adorama.com, iso.500px.com, discoverdigitalphotography.com, archdaily.com, [adobe.com](https://www.adobe.com)



*Dining Room Waiting for Guests
- John Mauro*



Chapter House - Todd Mathieson

"My aesthetic is pretty classic. I like to keep things simple but appreciate the details." - Jessica Jung

The Bigger Picture

Upcoming Photography Workshops and Programs

Hunts Photo Walks and Education (edu.huntsphoto.com)

- Beginner Photography Series, 11/1/23 & 11/8/23, 6 pm to 8 pm in Melrose, \$99.99.
- Online: Adobe Lightroom Classic - File Management in Lightroom, 11/7/23, 6:30 pm to 8:30 pm, \$30.
- Business in Focus: Successfully navigating the business of music photography with Jeremy Saffer, 11/9/23, 10 am to 5 pm.
- Get the LED out: An LED lighting photography workshop with Jeremy Saffer, 11/10/23, 10 am to 7 pm.
- Rock photography: The cover shot and photographing the feature with Jeremy Saffer, 11/11/23, 10 am to 7 pm.
- Hunt's Photo Walk: Recognizing and photographing birds at Horn Pond, 11/12/23, 7 am to 10 am, Woburn, MA, \$109.99.
- Totally tubular: Gothic portraiture edition - An LED tube lighting photography workshop with Jeremy Saffer, 11/12/23, 10 am to 7 pm.
- Online: Multi-session series: Editing in Adobe Lightroom Classic, 11/14/23, 11/21/23, & 11/28/23, 6:30 pm to 8:30 pm, \$139.99.
- Online: Hunt's Photo Talks: A Visual Tour of Sicily, 11/14/23, 7:30-9 pm, free.
- Still Life Photography Workshop - Hunts Photo, Portland, Maine. 11/18/23, 10 am to 1 pm, \$99.99.
- Beginner Photography in the Field: Roger Williams Park, Providence, RI. 11/18/23, 10 am to 2 pm, \$99.99.
- Holiday Macro & Tabletop Photography Workshop, 11/24/23, 10 am to 3 pm in Melrose, \$149.99.
- Holiday Macro & Tabletop Photography Workshop, 11/25/23, 10 am to 3 pm in Melrose, \$149.99.
- Beyond the Basics - Next Steps: Understanding Manual Exposure, 11/28/23 & 12/5/23, 6 pm to 8 pm, in Melrose, \$99.99.
- Online: Photographing Holiday Lights, 11/29/23, 7 pm, \$20.
- Beginner Photography Series, 11/29/23 & 12/6/23, 6 pm to 8 pm in Melrose, \$99.99.
- Hunt's Photo Walk: Boston Seaport & Fan Pier at Night, 12/1/23, 5 pm to 8 pm.
- Hunt's Photo Walk: Portsmouth at Night, 12/2/23, 3:30 pm to 6:30 pm.
- Hunt's Photo Walk: Holiday Lights at La Salette, Attleboro, MA, 12/5/23, 6 pm to 9 pm.
- Hunt's Photo Walk: Holiday Lights in Historic Downtown Boston, 12/8/23, 5 pm to 8 pm.
- Hunt's Portrait Workshop: Posing for Couples - Holiday Edition, Newburyport, MA, 12/9/23, 9 am to 12 pm.
- Food Photography Series: Holiday Baked Goods, Melrose, 12/9/23, 10 am to 3 pm.
- Hunt's Photo Walk: Holiday Lights in Portsmouth/Strawberry Banke Candlelight Stroll, 12/15/23, 4 pm to 8 pm.

"Art is all in the details." - Christian Marclay

Continued on next page

Photography Workshops and Programs - continued from page 21

Boston Photography Workshops (bostonphotographyworkshops.com)

- They offer online and in-person classes on a variety of topics, including: Digital Cameras I & II, Better Composition/Photowalk, Organizing Photos, Night Photography, Food Photography, Portraiture, and Lightroom Classic.

Worcester State University (ed2go.com)

- Photography Suite: Bundle of 72 course hours, \$335.
- Discover Digital Photography: 24 course hours over 6 weeks, \$115.
- Mastering your Digital SLR or Mirrorless Camera: 24 course hours over 6 weeks, \$115.
- Secrets of Better Photography: 24 course hours over 6 weeks, \$125.
- Photographing Nature with your Digital Camera: 24 course hours over 6 weeks, \$115.
- Photographing People with your Digital Camera: 24 course hours over 6 weeks, \$115.
- Intro to Lightroom Classic CC, 24 course hours over 6 weeks, \$129.
- Photoshop Elements for the Digital Photographer, 24 course hours over 6 weeks, \$129.



Mandrill Family Bonding - Tony Monteiro

Photoshop Virtual Summit 5

- Free photoshop workshops October 30 - November 3.
- 40 sessions (approximately 45-60 min in length) with 48 hour access.
- VIP lifetime pass available for \$159.
- See <https://www.pssummit.com/> for more information.

Lisa and Tom Cuchara (Photography by Lisa and Tom)

- Many workshops and online presentations (some have already passed) by two of our favorite presenters.
- Click this link for more information [Lisa and Tom](#).

Continued on next page

The Bigger Picture - continued from page 22

Photography Exhibits

Griffin Museum of Photography, Winchester, MA

- Stephen L. Starkman: The Proximity of Mortality (10/6/23-11/30/23).
- Boston University MFA students in print media and photography at the Lafayette City Center Passageway (10/2/23-1/7/23).

Fitchburg Art Museum, Fitchburg, MA

- Dialogues, Diasporas, and Detours through Africa (10/14/23-1/14/24).
- Capital Vice: Politics of the Seven Deadly Sins (10/14/23-1/14/24).

Upcoming photography contests

Sony World Photography Awards

- Deadline: 1/5/24.
- You can submit 3 images for free.
- Images have to have been taken in 2023.
- Categories: Architecture, Creative, Motion, Landscapes, Lifestyle, Natural World, Wildlife, Object, Portraiture, Street Photography, Travel.
- Contact: worldphoto.org.

Monochrome Awards: International Black and White Photography

- Deadline: 11/12/23.
- Fee for entry: \$20 for amateur photographers.
- There are cash prizes.
- Contact: monoawards.com.

2023 Guest Photo Contest at Backroads

- You can submit a maximum of 25 digital photos showing your backroads trip.
- Deadline: 12/31/23.
- There are cash prizes.
- Contact: backroads.com photo contest

The Big Picture

- This is a weekly travel photography competition sponsored by The Telegraph.
- Contact: thebigpicture@telegraph.co.uk.



Lady Selling Locketts - Theresa Vachowski

The Bigger Picture - Continued from Page 23

Annual Photography Contest: Red Fox Nature Photography Magazine

- Deadline: 11/4/23.
- Themes: Nature, Wildlife, Landscape
- Website: rf-naturephotography.com/photography-contests/annual-contest/

The Nature Photography Contest 2023

- Deadline: 11/15/23.
- Themes: Aerial, B&W, Conceptual, Culture, Documentary, Environmental, Fine Art, Landscapes, Macro/Micro, Multi-categories, Nature, Panoramic, People, Photojournalism, Seascapes, Travel, Underwater wildlife.
- There are cash prizes.
- Website: thenaturephotocontest.com

Annual Photography Awards 2023

- Deadline: 12/10/23.
- Themes: Aerial, Abstract, Architecture, Cityscapes, Conceptual, Documentary, Fashion, Fine Art, Landscape, Macro/Micro, Multi-categories, Nature, Nudes, Open, People, Portrait, Photo manipulation, Photojournalism, Seascapes, Street, Travel, Urban, Wildlife.
- There are cash prizes.
- Website: annualphotoawards.com

Anthology Photo Competition


- Deadline: 11/30/23.
- Theme: Open. They celebrate outstanding stand alone images and provide a platform for publication.
- There are cash prizes.
- Website: anthology-magazine.com



Bannerman's Castle - Natalie Shciavone



The sun sets on history - Cathy Robotis



AVCC is a member of the following organizations:

NECCC



PSA



AVCC website:

<https://www.assabetvalleycc.com>

2023-2024 Executive Board Members:

- President: John Mauro
- Vice President: Mary Coombs
- Secretary: Pam Meoli
- Treasurer: Glenn Fund



Lighthouse Stairs - Robyn Saur

Editors' Note:

Many(!) club members work behind the scenes in various capacities to make the club run smoothly, to engage with the greater community, to reach out to prospective members, to communicate about our organization through the Facebook page, the AVCC website, the Focal Point Newsletter, the Action Unlimited, and provide opportunities for competition, exhibitions, fun, learning, and camaraderie. To see (most) of the volunteer positions and members please refer to your 2023-2024 Member packet. Consider volunteering!